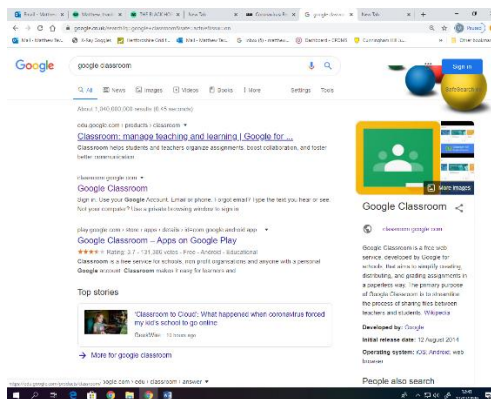


Accessing Google Classroom at Home:

The children should log into Google classroom everyday where they will find work. This may be a document within google classroom or links to a variety of online sources.

Step 1: Search for: Google Classroom and follow the link to the page (It may be easier to download the Google Classroom APP if you are using a tablet).



Step 2: Sign in using the following format:

Email: *(number+firstname+firstletterofsurname@cunninghamhill-jun.herts.sch.uk)*

Year 6: 16joeb@cunninghamhill-jun.herts.sch.uk

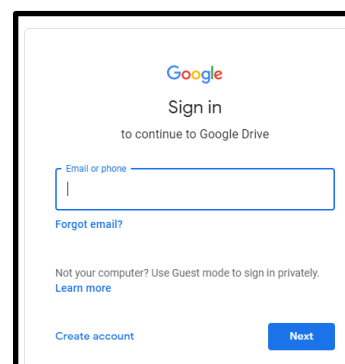
Year 5: 18joeb@cunninghamhill-jun.herts.sch.uk

Year 4: 18joeb@cunninghamhill-jun.herts.sch.uk

Password: CHJS2019

Year 3: 20joeb@cunninghamhill-jun.herts.sch.uk

Password: Cunningham1

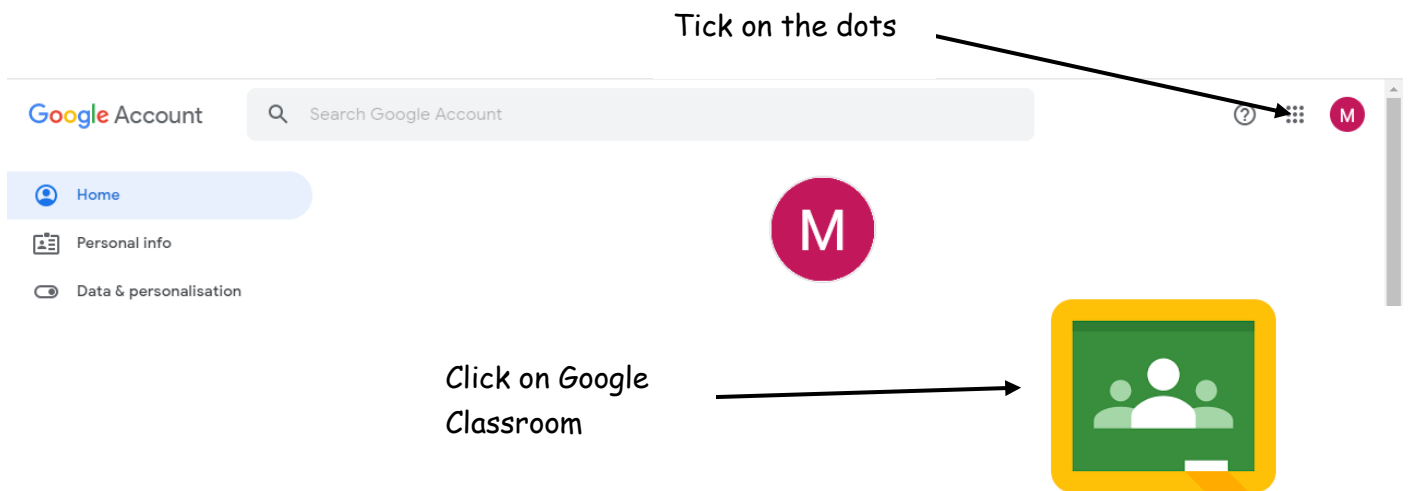


Any issues with logging on, please email:

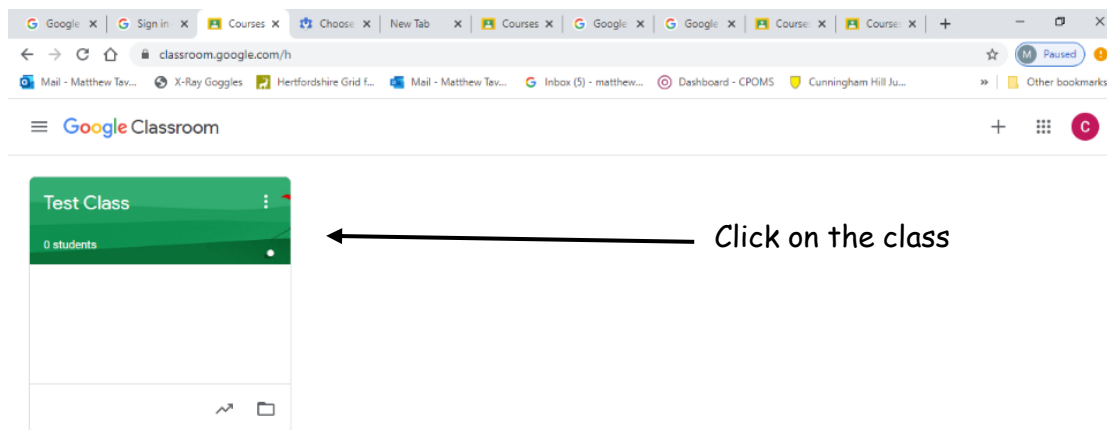
chjschool@cunninghamhill.herts.sch.uk

Step 3: Open Google Classroom

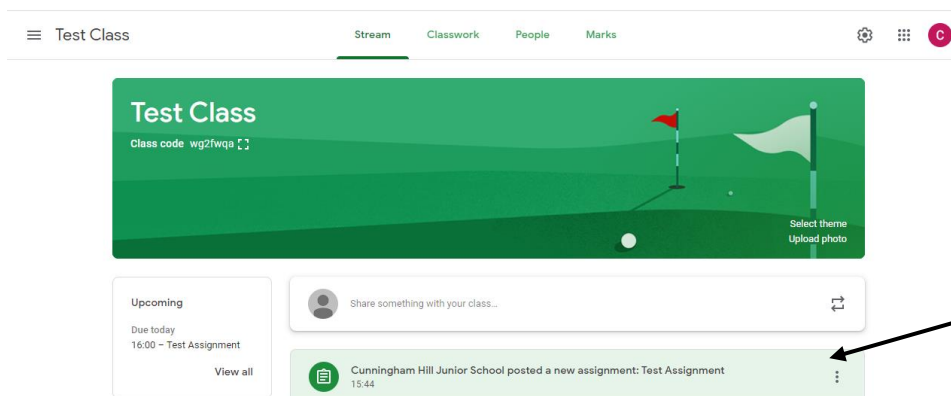
(If at first it does not appear, click 'account').



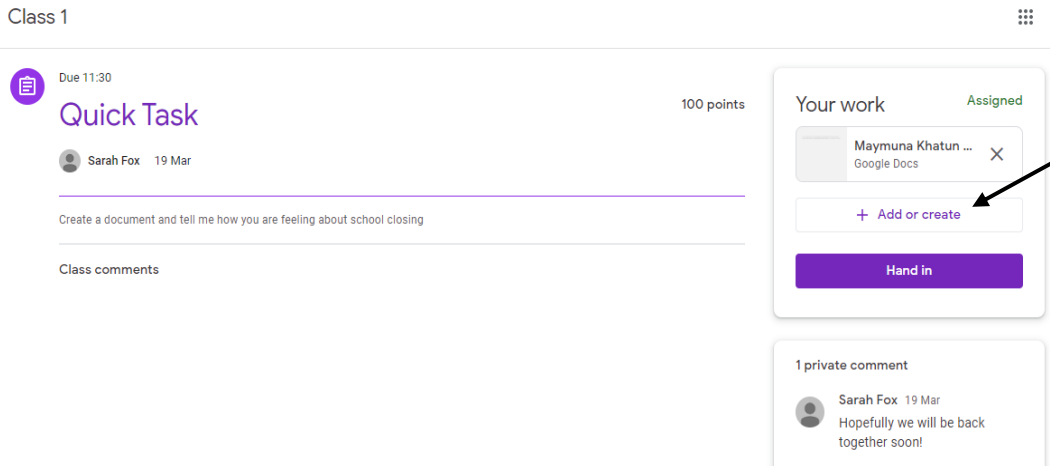
Step 4: Click on the class.



Step 5: New work will be posted each day and the children will need to click on the assignment.



Step 6: Instructions will be given as to what it is that needs to be done.



Class 1

Due 11:30

Quick Task

100 points

Sarah Fox 19 Mar

Create a document and tell me how you are feeling about school closing

Class comments

Your work Assigned

Maymuna Khatun ... Google Docs

+ Add or create

Hand In

1 private comment

Sarah Fox 19 Mar
Hopefully we will be back together soon!

If in Google Docs, Children can complete their work by clicking on the document

Step 7: When the children have finished their work they must press 'Turn In' at the top of the page and then it will return to the page above where it will say 'Hand In'

If the work is not being completed within Google, they should still press 'Hand In' so their teacher knows that they have completed the task.